




MOBILE PRINT GUIDE


You can print from one the following options.

PRINT FROM YOUR WEB BROWSER

1. Go to <https://print.princh.com/?pid=108918>
2. Upload your document (s)
3. Adjust the settings by clicking this icon 
4. Enter your email.
5. Pay at the library and collect your print job.



PRINT FROM A MOBILE DEVICE CAMERA

1. Scan the QR code below with your device's camera.
2. Upload your document (s)
3. Adjust the settings by tapping this icon 
4. Enter your email
5. Pay at the library and collect your print job



PRINT FROM THE PRINCH MOBILE APP



1. Download and install the Princh App onto your Apple or Android phones/tablets.
2. Use your device's print or share feature and choose "Princh" as the destination.
4. Enter our library's 6-digit printer ID 108918 or scan the QR code below.
5. Pay at the library and collect your print job.



PRINT YOUR EMAIL ATTACHMENT

1. You may forward your email with the attachment you want to print out to one of the following
 gclib-bw@ewprints.com (B&W Single)
 gclib-color@ewprints.com (Color Single)
 gclib-bw-duplex@ewprints.com (B&W Double)
 gclib-color-duplex@ewprints.com (Color Double)
2. Pay at the library and collect your print job.



FORMAT	COLOR	PRICE	PRINTER ID
	Black/White	\$0.15	
	Color	\$1.00	




Gloucester City Library

108918



Mobile Printing at the Gloucester City Library 4 Easy Options!


PRINT FROM YOUR WEB BROWSER

1. Go to (<https://print.princh.com/?pid=108918>)
2. Upload your document (s)
3. Adjust the settings by clicking  PRINTER ID
4. Enter your email



108918

PRINT FROM A MOBILE DEVICE

1. Scan the QR code
2. Upload your document (s)
3. Adjust the settings by tapping 
4. Enter your email

PRINT FROM THE PRINCH MOBILE APP

1. Install the Princh App .
2. Share your document (s) with “Princh”
4. Scan the QR code


PRINT YOUR EMAIL ATTACHMENT

- gclib-bw@ewprints.com (B&W Single)
- gclib-color@ewprints.com (Color Single)
- gclib-bw-duplex@ewprints.com (B&W Double)
- gclib-color-duplex@ewprints.com (Color Double)



Mobile Printing at the Gloucester City Library 4 Easy Options!


PRINT FROM YOUR WEB BROWSER

1. Go to (<https://print.princh.com/?pid=108918>)
2. Upload your document (s)
3. Adjust the settings by clicking  PRINTER ID
4. Enter your email



108918

PRINT FROM A MOBILE DEVICE

1. Scan the QR code
2. Upload your document (s)
3. Adjust the settings by tapping 
4. Enter your email

PRINT FROM THE PRINCH MOBILE APP

1. Install the Princh App .
2. Share your document (s) with “Princh”
4. Scan the QR code

PRINT YOUR EMAIL ATTACHMENT

- gclib-bw@ewprints.com (B&W Single)
- gclib-color@ewprints.com (Color Single)
- gclib-bw-duplex@ewprints.com (B&W Double)
- gclib-color-duplex@ewprints.com (Color Double)



Mobile Printing at the Gloucester City Library 4 Easy Options!


PRINT FROM YOUR WEB BROWSER

1. Go to (<https://print.princh.com/?pid=108918>)
2. Upload your document (s)
3. Adjust the settings by clicking  PRINTER ID
4. Enter your email



108918

PRINT FROM A MOBILE DEVICE

1. Scan the QR code
2. Upload your document (s)
3. Adjust the settings by tapping 
4. Enter your email

PRINT FROM THE PRINCH MOBILE APP

1. Install the Princh App .
2. Share your document (s) with “Princh”
4. Scan the QR code

PRINT YOUR EMAIL ATTACHMENT

- gclib-bw@ewprints.com (B&W Single)
- gclib-color@ewprints.com (Color Single)
- gclib-bw-duplex@ewprints.com (B&W Double)
- gclib-color-duplex@ewprints.com (Color Double)



Mobile Printing at the Gloucester City Library 4 Easy Options!


PRINT FROM YOUR WEB BROWSER

1. Go to (<https://print.princh.com/?pid=108918>)
2. Upload your document (s)
3. Adjust the settings by clicking  PRINTER ID
4. Enter your email



108918

PRINT FROM A MOBILE DEVICE

1. Scan the QR code
2. Upload your document (s)
3. Adjust the settings by tapping 
4. Enter your email

PRINT FROM THE PRINCH MOBILE APP

1. Install the Princh App .
2. Share your document (s) with “Princh”
4. Scan the QR code

PRINT YOUR EMAIL ATTACHMENT

- gclib-bw@ewprints.com (B&W Single)
- gclib-color@ewprints.com (Color Single)
- gclib-bw-duplex@ewprints.com (B&W Double)
- gclib-color-duplex@ewprints.com (Color Double)